

Welcome to week one of second grade!

Team Blog


www.cobblearning.net/secondgradedigitalllearning/

Class Blog


<http://messagesfrommrstubb.weebly.com/>


Contact Info

Natalie.Tubb@cobbk12.org



Student information



Mrs. Tubb's
2nd Grade
Information Form
2020-2021 



Kindly, click to
complete all
questions in this
Form by this Sunday.
The Form will be
automatically sent
back to me. This will
help me get to know
your child and family
better.





2nd grade

2020-2021 FREY ELEMENTARY VIRTUAL LEARNING SCHEDULE Mon, Tues, Thurs, Fri


Time	Activity
8:00-8:20am	Morning Meeting/ Social Emotional Learning
8:20-9:05am	ELA Lesson
9:05-9:35am	ELA Small Groups or Independent Work
9:35-9:45am	Brain Break/ Snack Time
9:45-10:30am	Math Lesson
10:30-11:00am	Math Small Groups or Independent Work
11:00-11:30am	Science/ Social Studies
11:30am-12:00pm	<u>Specials</u> Mon/Tues: PE, Thurs: Music, Fri: Art
12:00-12:45pm	Lunch/ Recess
12:45-2:45pm	Small Groups, Independent Work, Parent communication, Supplemental Programs

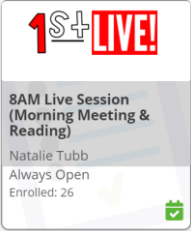
2nd Grade Target will meet Fridays.





Where do I go on Monday morning







- Log into CTLS Learn → <https://ctlslearn.cobbk12.org>
Username: first.last@students.cobbk12.org
Password: 1234
- Click on Homeroom
- Click on Digital Sessions
- Click on the “8AM Live Session” → 
- When prompted to join Zoom, I recommend the web app.
- I will meet your kiddo there **LIVE!** 😊
- If for any reason you get logged out, you can simply rejoin the session.

Week one: small group sessions








In CTLS you will find charts like this with your weekly small group day(s) and times. Week 1 is below so you can be prepared. All small group sessions THIS week will cover the same information whether they take place during reading or math time. Moving forward the small group schedules will be updated & posted weekly in CTLS. Please check your time first thing Monday morning. Watch this short video so you know how to access small group sessions: <https://screencast-o-matic.com/watch/cYjlrZGxPD>

9:05-9:35 am ELA Small Groups

Activity	Monday	Tuesday	Thursday	Friday
Independent Work Please complete 1 activity daily. You are responsible for finishing all of these by the end of the week. If you need more time, you can utilize 12:00-2:45 daily or Wednesdays as needed.	How to Be a Good Friend writing.	use home learning code  SEESAW	code: har3878 	first.last@students.cobbk12.org 
Small Group with Mrs. Tubb	<u>Group A</u>	<u>Group B</u>	<u>Group C</u>	<u>Group D</u>
	Gavin Olivia A. Henry Alexander H.	Loretta Jackson Kay Grace Paisley	Eleanor Jordan Ellee Caius	

10:30-11:00 am MATH Small Groups

Activity	Monday	Tuesday	Thursday	Friday
Independent Work Please complete 1 activity daily. You are responsible for finishing all of these by the end of the week. If you need more time, you can utilize 12:00-2:45 daily or Wednesdays as needed.	first.last@students.cobbk12.org 	use home learning code  SEESAW	first.last@students.cobbk12.org 	Watch Think Color- found under lesson resources 
Small Group with Mrs. Tubb	<u>Group A</u>	<u>Group B</u>	<u>Group C</u>	<u>Group D</u>
	Hudson Kiera Zander Olivia M.	Reid Jillian Liam Johnathan	Dominic Roman Abi Luke Averie	



In week one, we will be teaching your kiddo how to access and use the Seesaw app/website. Please look for an email explaining how to download the Seesaw app or how to login into the website if you are using a desk top. You will also be receiving a home learning text code that is SPECIFIC to your child in the email. Please make sure they hold onto their personal code. Codes will be sent to you via email on Friday.




Week one Reading independent work

- Monday: Log into CTLS, click on Reading, click on resources, download and complete the "How to be a Friend" writing activity on notebook paper. Save this paper for tomorrow.

<https://screencast-o-matic.com/watch/cYjlrEGyc6>

- Tuesday: Log into CTLs, click on reading, log into Seesaw from the Literacy center board and complete the assigned reading activities. <https://screencast-o-matic.com/watch/cYjlrNGynB>
- Thursday: Log into CTLs, click on reading, click on Get Epic from the reading center board. Once logged in find the assigned book and listen. <https://screencast-o-matic.com/watch/cYjl3VGyfD>
- Friday: Log into CTLs, click on reading, click on Freckle from the reading center board. Once logged in, click on ELA, then skills practice and take the pre-assessment. <https://screencast-o-matic.com/watch/cYjl36GyIx>

*Moving forward, all assignments will be uploaded into the classroom assignment tabs.



Week one Math independent work

- Monday: Log into Dream-box through Clever and explore!
- Tuesday: Log into CTLs, click on math, click on the Seesaw app from the math center board. Once logged into seesaw, complete the assigned math activity.

<https://screencast-o-matic.com/watch/cYjI3DGyjn>

- Thursday: Log into CTLS, click on math, click on Freckle through the math center board. Once logged in, click on math, then on Adaptive Math, Base Tens and take the pre-assessment.

<https://screencast-o-matic.com/watch/cYjI3rGyQt>

- Friday: Log into CTLS, Click on Math class, click on resources, download and finish the Friday WTC number sense.

<https://screencast-o-matic.com/watch/cYjI3vGyXz>

*Moving forward, all assignments will be uploaded into the classroom assignment tabs.



Moving Forward

in week two...

Student assignments will not be posted in a weekly lesson plan or PowerPoint format as we have done for you here. To access all sessions/lessons/and assignments...

1. Students will need to log into each of their classes in CTLS to either access live whole group or small group sessions or to watch the asynchronous recorded sessions.
2. Students will also need to access all assignments through the assignments tabs in each classroom.

We understand that this is a new way of learning and looks a little different than last spring. We are here for you as you & your child adjust. Please let us know at any time if you need help. We are all in this together. 😊





A Little About helping at home!

Your student may need a little extra support this week with logging in and getting back into a routine. I hope soon they will develop a little more independence with this. Moving forward, feel free to guide if they need support with classwork. In a typical classroom, I would also help them in this situation. However, please refrain from assisting them on graded assignments or assessments so that I can get an accurate picture of their understanding. Additionally, don't hesitate to reach out & let me know if he/she is really struggling with a particular concept. I can always address it in small group or create a 1-on-1 afternoon session as need. We're a team, and I'll do what I can to support you both!

Thank you
a latte!

we are looking forward
to a wonderful first
week 😊



thank you!

We hope you find this product to be helpful for all of your teaching needs. Kindly email us at natureofteaching@gmail.com if you encounter any issues. We will do our best to work with you on resolving the issue in a timely fashion.

This product is intended for personal/single classroom use only. Please do not redistribute, copy, or pass to others. Please review our [Terms of Use](#) for more information.

We appreciate your rating and feedback in the comments below. Again, thank you for supporting [The Nature of Teaching](#) on TeachersPayTeachers.

credits



want more?



check out our other classroom products!

